

Structural Equation Modeling of Marital Adjustment with Early Maladaptive Schemas Considering the Mediating Role of Marriage Styles in Men

Tahereh. Kabiri Afshar¹, Majid. Zargham Hajebi^{2*}, Sohrab. Abdi Zarin³


¹ PhD student, Counseling Department, Qom Branch, Islamic Azad University, Qom, Iran

² Associate Professor, Department of Psychology, Qom Branch, Islamic Azad University, Qom, Iran



³ Associate Professor, Department of Educational Sciences, University of Qom, Qom, Iran

* Corresponding author email address: zarghamhajebi@gmail.com

Editor

Azizuddin Khan
Professor, Psychophysiology
Laboratory, Department of
Humanities and Social Sciences
Indian Institute of Technology
Bombay, Maharashtra, India
aziz@hss.iitb.ac.in

Reviewers

Reviewer 1: Mohammad Hassan Ghanifar
Assistant Professor, Department of Psychology, Birjand Branch, Islamic Azad
University, Birjand, Iran. Email: ghanifar@iaubir.ac.ir
Reviewer 2: Abotaleb Saadati Shamir
Assistant Professor, Department of Educational Sciences, University of Science and
Research, Tehran, Iran. Email: psychology@iau.ac.ir

1. Round 1

1.1. Reviewer 1

Reviewer:

The introduction states, "Marital life is formed through the union between a man and a woman." Consider revising this to be more inclusive of all types of marital unions, such as same-sex marriages, to reflect modern societal norms.

In the sentence, "Marital adjustment is a condition in which the husband and wife often feel happiness and satisfaction with life and enjoy being together (Saginova et al. 2016)," it would be beneficial to provide a broader context by discussing more recent studies on marital adjustment to support this claim.

For the Marital Adjustment Questionnaire, you mention several reliability and validity metrics. It would be beneficial to include the specific Cronbach's alpha values for the present study to show consistency with previous research.

The section on the Early Maladaptive Schemas mentions 15 schemas but does not explain why these particular schemas were chosen. Provide a brief rationale for the selection of these schemas and their relevance to the study.

The description of the researcher-made Marriage Styles Questionnaire mentions it includes demographic information and questions about the type of marriage. Clarify if the questionnaire was piloted and if any changes were made based on the pilot results.

The model fit indices are discussed briefly. It would be beneficial to provide a more detailed interpretation of these indices and how they indicate a good fit for the model.

In Table 2, the direct path coefficients are presented. Adding confidence intervals for these coefficients would strengthen the presentation and provide more context for the significance of the results.

Response: Revised and uploaded the manuscript.

1.2. Reviewer 2

Reviewer:

The paragraph discussing early maladaptive schemas provides a thorough definition but could benefit from a clearer connection to marital adjustment. Consider explicitly linking how these schemas affect marital adjustment early in the paragraph.

The methods section states, "300 men were selected as the research sample using purposive sampling." Please provide more detail on how these 300 men were selected and why purposive sampling was the chosen method.

The inclusion criteria mention "no history of divorce or remarriage." Please justify why this criterion is essential for the study and discuss any potential limitations this might introduce.

In the demographic description, the education levels of participants are detailed. It would be helpful to include a table summarizing this demographic information for clearer presentation and easier reference.

Table 1 presents the correlation matrix. Consider adding a brief interpretation of the significant correlations directly below the table to help readers quickly understand the key findings.

The discussion states, "Men with early maladaptive schemas experience feelings of rejection insecurity and mistrust in their relationships due to instability in thoughts behaviors and incorrect information processing." This interpretation would benefit from being supported by specific references to previous studies.

The discussion mentions that early maladaptive schemas are dysfunctional and lead to dissatisfaction in marital relationships. It would be helpful to elaborate on the theoretical implications of these findings for existing theories of marital adjustment.

The paragraph on practical implications is somewhat brief. Consider expanding on how the findings could inform pre-marital counseling programs or interventions aimed at improving marital adjustment.

Response: Revised and uploaded the manuscript.

2. Revised

Editor's decision after revisions: Accepted.

Editor in Chief's decision: Accepted.