




Prioritizing Acculturative Stressors Impacting Family Cohesion: A Mixed-Methods Analysis Among Immigrant Families in Argentina

Aleksandra. El Amrani¹, Nicolás. Barrenechea^{2*}, Camila. Torres³


¹ Department of Health Psychology, University of Warsaw, Warsaw, Poland

² Department of Social Psychology, University of Buenos Aires, Buenos Aires, Argentina



³ Department of Clinical Psychology, University of Chile, Santiago, Chile

* Corresponding author email address: nicolas.barrenechea@uba.ar

Editor

Habib Hadianfard
Affiliation: Professor, Department
of Psychology, Shiraz University,
Iran
hadianfd@shirazu.ac.ir

Reviewers

Reviewer 1: Farhad Namjoo
Department of Psychology and Counseling, KMAN Research Institute, Richmond
Hill, Ontario, Canada. Email: farhadnamjoo@kmanresce.ca
Reviewer 2: Manijeh Daneshpour
Department of Couple and Family therapy, Alliant International University,
California, United States of America. mdaneshpour@alliant.edu

1. Round 1

1.1. Reviewer 1

Reviewer:

The introductory paragraph provides a broad context but could be strengthened by including recent global migration data (2023–2025) or citing reports from IOM or UNHCR to establish empirical relevance.

The section introduces “acculturation gap hypothesis” effectively but lacks a theoretical citation or brief description of its origin (e.g., Berry’s acculturation model). Adding this would contextualize the hypothesis within established acculturation frameworks.

The phrase “data were obtained exclusively through an extensive systematic literature review” is somewhat ambiguous. Clarify whether PRISMA or another systematic review framework was used, and specify inclusion/exclusion criteria more concretely (e.g., publication years, databases searched).

The use of NVivo 14 is commendable, but details regarding inter-coder reliability or validation procedures (e.g., Cohen’s κ coefficient or expert review process) should be added to reinforce methodological rigor.

Provide evidence of instrument validity and reliability, such as Cronbach’s alpha coefficients for each scale or pilot testing procedures, to strengthen confidence in the measurement tool.

Specify the number of experts involved in the validation and their area of expertise to substantiate credibility of the qualitative findings.

The table is comprehensive, yet the “Concepts (Open Codes)” column could be condensed for clarity. Consider grouping similar concepts or using more concise phrasing to improve readability.

While well-written, the narrative lacks supporting quotations or examples from reviewed studies. Including a short illustrative quote from the literature (even as paraphrase) would strengthen qualitative depth.

Response: Revised and uploaded the manuscript.

1.2. Reviewer 2

Reviewer:

The discussion of economic strain could be expanded to mention remittance obligations and underemployment trends among Latin American immigrants to better ground the issue in the Argentine context.

The paragraph provides excellent detail on parent–child communication gaps but would benefit from citing recent empirical work (2024–2025) on linguistic role reversal dynamics, particularly within Latin American immigrant families.

Consider reorganizing this paragraph by separating “identity loss” and “bicultural stress” into distinct thematic units. This would improve readability and emphasize the dual dimensions of internal conflict and external assimilation pressure.

The discussion of neighborhood composition is insightful but would benefit from including the concept of ethnic density effect to theoretically explain why diverse neighborhoods reduce acculturative stress.

The transition to the research aim is clear, but the paragraph should explicitly state the study’s research questions or hypotheses. This will guide readers toward understanding how the mixed-methods design addresses specific investigative goals.

Include the Friedman test statistic (χ^2) and degrees of freedom in the table caption or beneath the table for full statistical transparency, as this is standard in quantitative reporting.

The paragraph provides insightful interpretation, but a graphical representation (e.g., bar chart or radar plot) could further clarify the hierarchy visually for readers.

Strengthen the opening of the discussion by explicitly comparing the findings to at least one prior Latin American study on immigrant family stress to situate the results within regional literature.

The paragraph’s theoretical interpretation is excellent; however, it could benefit from explicitly naming the theoretical model guiding the interpretation—perhaps Family Systems Theory or Ecological Framework—to provide theoretical coherence.

Response: Revised and uploaded the manuscript.

2. Revised

Editor’s decision after revisions: Accepted.

Editor in Chief’s decision: Accepted.