

Predicting Obsessive–Compulsive Symptom Severity Using Models of Cognitive Inhibition and Perfectionism Dimensions

Matthew. Crawford-Flett¹, Rachel. Odunlami², George. Greenfield³, Lucia. Galisova^{1*}


¹ Department of Psychology, University of British Columbia, 2136 West Mall Vancouver, BC, V6T 1Z4 Canada

² Department of Psychology, Behavioural Science Building, York University, Toronto, ON, Canada



³ Department of Psychology and Human Development, Vanderbilt University, Nashville, TN, United States

* Corresponding author email address: lucia-galisova@ubc.ca

Editor

Valiollah Farzad
Department of Psychology and Counseling, KMAN Research Institute, Richmond Hill, Ontario, Canada
v.farzad@kmanresce.ca

Reviewers

Reviewer 1: Ana Amelia Coder
Department of Psychology, University of New Brunswick, Saint John, New Brunswick, Canada. Email: anaameliacoder@gmail.com
Reviewer 2: Seyed Amir Saadati
Student Doctor of Physical Therapy (DPT), Department of Family Medicine and Community Health, Faculty of Physical Therapy, University of Minnesota Twin Cities Medical School, Minnesota, USA. Email: saada@umn.edu

1. Round 1

1.1. Reviewer 1

Reviewer:

The literature review is rich and well-integrated, particularly in linking perfectionism with intolerance of uncertainty, emotion dysregulation, and domain-specific compulsive behaviors; however, the sheer density of conceptual material risks diluting the focus of the empirical study, and it would be helpful to sharpen the theoretical model by clarifying which constructs are central to the present analyses versus those mentioned as broader contextual factors (e.g., intolerance of uncertainty and emotion dysregulation are introduced but not operationalized in the current design).

The sampling strategy and inclusion/exclusion criteria are not described with enough operational detail to allow full evaluation of external validity; for instance, the manuscript should specify recruitment sources (e.g., community advertisements, university students), screening procedures for psychiatric diagnoses, and any thresholds on OCI-R or related measures used to define the “non-clinical community sample,” as these details critically shape how we interpret predictive findings and their generalizability to clinical OCD populations.

The discussion demonstrates a mature appreciation of methodological limitations (cross-sectional design, self-report bias, non-clinical sample), yet it occasionally drifts into causal or mechanistic language (e.g., “mediating variables,” “trajectories”) that is not supported by the cross-sectional correlational design; I strongly recommend systematically rephrasing such statements in predictive or associative terms and clearly distinguishing between empirically supported findings from this study and more speculative, theory-driven interpretations.

Authors revised and uploaded the document.

1.2. Reviewer 2

Reviewer:

The choice of instruments (OCI-R, Hewitt & Flett MPS, White Bear Suppression Inventory, Stop-Signal Task) is appropriate and psychometrically sound, but the reporting of reliability indices is incomplete and somewhat inconsistent; all Cronbach’s alpha values (or alternative reliability indices) for each subscale and the total scores should be clearly reported for the current sample in a dedicated table, and if any alpha values are low, the authors should discuss implications for attenuation of regression coefficients and possible measurement error.

The analytic strategy using hierarchical multiple regression is well-justified for testing incremental prediction; nevertheless, critical technical details are missing or should be more explicitly documented, including exact sample size used in the regression models after handling missing data, diagnostics for multicollinearity (e.g., VIFs, tolerance values) among perfectionism dimensions and inhibition measures, and the distributional properties of the residuals to ensure that regression assumptions are adequately met and that reported effects are robust.

The description of missing-data handling via expectation–maximization is commendable, but the manuscript would benefit from a more nuanced justification: please report the proportion and pattern (MCAR/MAR/MNAR) of missingness for each key variable, the criteria used to decide on EM rather than listwise deletion or multiple imputation, and, ideally, a sensitivity analysis or at least a brief comment regarding the potential impact of the imputation method on the stability of the regression coefficients.

A major limitation of the current presentation is the under-reporting of quantitative results: the manuscript should clearly present full regression models, including unstandardized and standardized coefficients, standard errors, confidence intervals, R^2 and ΔR^2 for each block, and model fit indices, preferably in a concise table; without these details, it is difficult for readers to gauge the magnitude and practical significance of the predictive relationships, and there is a risk that conclusions may appear stronger than the effect sizes warrant.

Authors revised and uploaded the document.

2. Revised

Editor’s decision after revisions: Accepted.

Editor in Chief’s decision: Accepted.