





# Development of a Structural Model of Quality of Life for Cardiac Patients Based on Health Locus of Control and Illness Perception with the Mediating Role of Alexithymia


Shiva. Soltani<sup>1</sup>, Fariba. Hassani<sup>2\*</sup>, Fatemeh. Golshani<sup>3</sup>, Roya. Kochak Entezar<sup>2</sup>

<sup>1</sup> PhD student General Psychology, Department of Psychology, Central Tehran Branch, Islamic Azad University, Tehran, Iran



<sup>2</sup> Assistant Professor, Department of Psychology, Central Tehran Branch, Islamic Azad University, Tehran, Iran

\* Corresponding author email address: Far.hassani@iauctb.ac.ir

## Editor

Stefano Vinaccia  
Profesor de psicología Universidad del SINU, Montería, Colombia  
Vinalpi47@hotmail.com

## Reviewers

**Reviewer 1:** Karim Afshariniya  
Assistant Professor, Department of Psychology, Kermanshah Branch, Islamic Azad University, Kermanshah, Iran Email: k.afsharineya@iauksh.ac.ir  
**Reviewer 2:** Abotaleb Saadati shamir  
Assistant Professor, Department of Educational Sciences, University of Science and Research, Tehran, Iran. Email: psychology@iau.ac.ir

## 1. Round 1

### 1.1. Reviewer 1

Reviewer:

Expand the description of the purposive sampling method to include criteria for selecting participants beyond just age and marital status. Specific inclusion and exclusion criteria will enhance the replicability of your study.

Consider providing a more detailed rationale for the choice of structural equation modeling (SEM) as the analytical approach. Also, include a discussion of the model fit indices to guide readers unfamiliar with SEM about interpreting these results.

While you briefly mention limitations related to the geographical scope of your study, further discussion on how this might affect the generalizability of your findings would strengthen your conclusion.

Include more recent studies to support your arguments about the relationship between health locus of control, illness perception, and alexithymia. This would ensure the relevance and currency of your theoretical framework.

Ensure that all figures and tables within the manuscript are accompanied by comprehensive captions that explain both the contents and the relevance to the research findings.

Strengthen the conclusions by more directly linking back to your initial research questions and hypotheses. Discuss the implications of your findings for future research and clinical practice more explicitly.

Correct minor typographical and grammatical errors throughout the document to improve its professional quality. Ensure consistency in terminology and formatting of references as per journal guidelines.

Authors uploaded the revised manuscript.

### 1.2. Reviewer 2

Reviewer:

Reassess the theoretical framework to incorporate a broader spectrum of theories related to psychological and behavioral health, which could enrich the interpretation of your findings.

The methods section should be expanded to include a detailed description of the data collection process, the settings of the study, and the exact role of the researchers. This addition will enhance the transparency and replicability of your study.

Provide additional validation of the scales used, particularly the translations. If adaptations were made for cultural relevance, describe these changes and their justification in detail.

Include a subsection that discusses the assumptions checked for SEM, such as normality, linearity, and sphericity, and how each assumption was addressed or met in your analysis.

Provide a more detailed discussion on how these findings can be applied in clinical settings, including specific recommendations for healthcare providers working with cardiac patients.

Authors uploaded the revised manuscript.

## 2. Revised

Editor's decision after revisions: Accepted.

Editor in Chief's decision: Accepted.