




# Development of the Interpretation Bias Questionnaire for Obsessive-Compulsive Personality Disorder and Its Psychometric Properties

Sepideh. Mahmoodzadeh<sup>1</sup>, Ali. Pakizeh<sup>2\*</sup>, Seyed Mousa. Golestane<sup>2</sup>, Mahnaz. Jokar<sup>2</sup>

<sup>1</sup> PhD student, Department of psychology, Faculty of Literature and Humanities, Persian Gulf University, Bushehr, Iran

<sup>2</sup> Associate Professor, Department of Psychology, Faculty of Humanities, Persian Gulf University, Bushehr, Iran

\* Corresponding author email address: pakizeh@pgu.ac.ir

E d i t o r	R e v i e w e r s
John S. Carlson  Distinguished Professor of the Department of Educational Psychology, Michigan State University, East Lansing, MI, United carlosoj@msu.edu	<b>Reviewer 1:</b> Fahime Bahonar  Department of counseling, Universty of Isfahan, Isfahan, Iran. Email: Fahime.bahonar@edu.ui.ac.ir <b>Reviewer 2:</b> Mahdi Khanjani  Associate Professor, Department of Psychology, Allameh Tabataba'i University, Tehran, Iran. Email: khanjani_m@atu.ac.ir

## 1. Round 1

### 1.1. Reviewer 1

Reviewer:

The paragraph beginning “Research has focused on the relationship between personality and cognition...” should integrate more discussion on how interpretation bias specifically differs from other cognitive biases like attention or memory, especially in the context of OCPD.

The categorization of factors (e.g., “Bias Regarding Personal Characteristics of Others”) is clear, but it would be helpful to provide one or two example items per factor to give readers insight into their thematic essence.

In the section introducing Table 6, the sentence “The results presented in Table 6 indicate that the factor loadings for all items exceeded 0.40...” should also include a comment on whether any modification indices were used in model refinement.

The discussion of “hostile” vs. “anxious” subtypes of OCPD is insightful but needs citations directly tied to the empirical classification of these subtypes. Consider referencing empirical cluster analyses or DSM discussions that support this typology.

Authors uploaded the revised manuscript.

*1.2. Reviewer 2*

Reviewer:

The final paragraph of the Introduction effectively highlights the research gap. However, it would be strengthened by clearly stating: why existing OCPD tools fail to measure interpretation bias specifically, not just general cognition or symptoms.

While AVE and CR values are listed in Table 6, a discussion is missing about the threshold for acceptable values (e.g., AVE > 0.5, CR > 0.7). Consider discussing these benchmarks and implications.

The paragraph starting with “Individuals with OCPD struggle emotionally when responding to environmental changes...” would benefit from referencing emotional regulation models (e.g., Gross’s Process Model) to ground the claims in theory.

Authors uploaded the revised manuscript.

**2. Revised**

Editor’s decision after revisions: Accepted.

Editor in Chief’s decision: Accepted.