

Exploring Allegorical Schema Modes and Their Impact on Therapists' Chronic Mood Disorders: A Mixed-Method Study

Mohammad. Faghanpour Ganji¹  Mehrdad. Kalantari^{2*}  Ahmad. Abedi³ 


¹ PhD Student, Department of Education and Psychology, University of Isfahan, Isfahan, Iran

² Professor, Department of Education and Psychology, University of Isfahan, Isfahan, Iran,



³ Associate Professor, Department of Education and Psychology of Children with Special Needs, University of Isfahan, Isfahan, Iran

* Corresponding author email address: mehrdadk@edu.ui.ac.ir

Editor

Salahadin Lotfi 
PhD in Cognitive Psychology &
Neuroscience, UWM & Rogers
Behavioral Health Verified,
Lecturer at University of Wisconsin
slotfi@uwm.edu

Reviewers

Reviewer 1: Parvaneh Mohammadkhani 
Professor, Department of Clinical Psychology, University of Rehabilitation Sciences
and Social Health, Tehran, Iran. Email: Pa.mohammadkhani@uswr.ac.ir
Reviewer 2: Abolghasem Khoshkonesh 
Assistant Professor, Counseling Department, Shahid Beheshti University, Tehran,
Iran.
Email: akhoshkonesh@sbu.ac.ir

1. Round 1

1.1. Reviewer 1

Reviewer:

The sentence "The nature of therapeutic work—marked by deep client engagement and the complexities of managing transference and countertransference dynamics—can profoundly impact therapists' emotional equilibrium" could benefit from a citation to strengthen the claim about the impact of therapeutic work on emotional equilibrium.

The reliability range of 0.58 to 0.73 for Cronbach's Alpha is considered moderate. Discuss why this range is acceptable or how it could affect the interpretation of results.

The allegories listed (e.g., "Mirror & Silver" and "Ax Thief") are intriguing but not explained. Consider providing a brief description of how these allegories relate to schema modes.

The statement "The results reveal significant differences in dimensions such as tension and vigor" is crucial. Include effect sizes alongside p-values to quantify the practical significance of these differences.

The depression scores for the experimental and control groups show a small mean difference (14.533 vs. 14.933). Discuss whether this difference is clinically meaningful.

The claim "The limited impact on fatigue and confusion suggests that these dimensions may be influenced by external factors..." is speculative. Provide evidence or literature to support this suggestion.

The sentence "Despite its contributions, this study has several limitations..." could include more specific limitations, such as the potential impact of cultural or regional differences on the generalizability of findings.

Response: Revised and uploaded the manuscript.

1.2. Reviewer 2

Reviewer:

The explanation of allegorical schema modes could be expanded. Specifically, provide more detail or examples of how these modes manifest in therapists' professional behavior.

The sentence "These schema modes, often rooted in early life experiences, significantly shape how therapists perceive their clients..." is a strong statement. Adding a citation or linking it to prior research would enhance credibility.

The sampling method described as "convenience sampling" might introduce bias. Explain why this approach was chosen and discuss its potential limitations.

The inclusion criteria "scoring above the average on measures of chronic mood disorders" lacks detail. Specify what "above average" entails or provide the threshold score.

The suggestion to incorporate objective measures is valid but needs elaboration. Recommend specific objective measures or third-party assessments that could enhance reliability.

The practical recommendations for schema-based interventions could be strengthened by suggesting specific training programs or implementation strategies for therapists.

Response: Revised and uploaded the manuscript.

2. Revised

Editor's decision after revisions: Accepted.

Editor in Chief's decision: Accepted.