


Predicting Marital Quality Based on Emotion Regulation, Self-Esteem, and Early Maladaptive Schemas in Women with Cervical Intraepithelial Neoplasia

Maryam. Ghelichkhani¹, Soroush. Shahbeik^{1*}



¹ Department of Clinical Psychology, Karaj Branch, Islamic Azad University, Karaj, Iran

* Corresponding author email address: soroushshahbeik@gmail.com

Editor

Parisa Nilforooshan¹
Professor of Psychology Associate
Professor, Counseling Department,
Faculty of Educational Sciences and
Psychology, Isfahan University,
Isfahan
p.nilforooshan@edu.ui.ac.ir

Reviewers

Reviewer 1: Kamdin Parsakia¹
Department of Psychology and Counseling, KMAN Research Institute, Richmond
Hill, Ontario, Canada. Email: kamdinparsakia@kmanresce.ca
Reviewer 2: Hajar Torkan¹
Assistant Professor, Department of Psychology, Islamic Azad University, Isfahan
Branch (Khorasgan), Isfahan, Iran. h.torkan@khuisf.ac.ir

1. Round 1

1.1. Reviewer 1

Reviewer:

The abstract should succinctly state the research question, methodology, key findings, and conclusion. Consider including specific statistical outcomes (e.g., correlation coefficients) to provide a clearer snapshot of the study's results.

The inclusion and exclusion criteria should include more details, such as the specific psychiatric disorders considered for exclusion and the types of treatments that were permissible.

Provide more information on the validation studies for the instruments used, specifically in the context of the Iranian population, to justify their applicability in this study.

Justify the choice of Pearson correlation coefficient and multiple regression analysis. Discuss why these methods are suitable for the research questions posed.

The results section should more explicitly link the statistical findings to the hypotheses. Clearly state whether each hypothesis was supported or not.

Authors revised the manuscript and uploaded the document.

1.2. Reviewer 2

Reviewer:

The introduction should further elaborate on why cervical intraepithelial neoplasia (CIN) specifically affects marital quality. Adding more context on the psychological impact of CIN can strengthen the rationale for the study.

The review of literature on emotion regulation, self-esteem, and early maladaptive schemas is thorough, but it could benefit from a more critical evaluation of previous studies to identify gaps this study aims to fill.

Clearly state the hypotheses at the end of the literature review. This will help readers understand the expected relationships between the variables before moving into the methods section.

Provide more details on how the sample size was calculated using the Plant formula. This includes any assumptions or parameters used in the calculation to enhance transparency.

Explain why purposive sampling was chosen over other sampling methods. Discuss any potential biases this method may introduce and how they were mitigated.

Include confidence intervals for the means and standard deviations reported in Table 1. This will provide more context regarding the variability and reliability of the estimates.

Provide a more detailed explanation of the regression analysis results, including the meaning of the coefficients for each predictor variable. Discuss any multicollinearity issues if they were assessed.

Ensure that the discussion directly links the findings to the theoretical framework outlined in the introduction. This connection will help contextualize the results within the broader literature.

Authors revised the manuscript and uploaded the document.

2. Revised

Editor's decision: Accepted.

Editor in Chief's decision: Accepted.